

Online Home Learning Resources – Year R

Oxford Owl – Online Reading Library - <https://home.oxfordowl.co.uk/books/free-ebooks/>



This incredible free online resource provides children with a selection of age appropriate reading books.



Stories for Wider Reading

Tips for reading the stories together

These three stories use simple everyday language. Encourage your child to read as much as they can with you. You can help your child to read any more challenging words, like 'cake' and 'bike', in the context of the story. Children enjoy re-reading stories and this helps to build their confidence and their vocabulary.

Tips for reading *Floppy Did This!*

- Talk about the title and look through the pictures so that your child can see what the story is about.
- Read the story to your child, placing your finger under each word as you read.
- Read the story again and encourage your child to join in.
- Give lots of praise as your child reads with you.
- Talk about the story.
- Do the fun activity on page 60.



After you have read *Floppy did this!*, find the paintbrush in every picture.

This book includes these useful common words:
it is no

For more activities, free eBooks and practical advice to help your child progress with reading visit [oxfordowl.co.uk](https://home.oxfordowl.co.uk).

Floppy Did This!



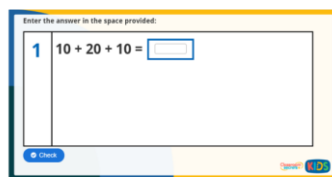
Chip did this.

Classroom Secrets Kids - <https://kids.classroomsecrets.co.uk/>



This is a fantastic website full of amazing online resources for GPS (grammar, punctuation and spelling), Reading and Maths. You can sign up for free to access these resources. Below are some examples of some of the online resources available including SATs paper revision:

Year 2 SATs Arithmetic Revision Day 1



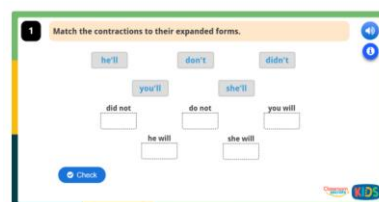
This Year 2 Arithmetic activity comprises 10 questions based on the Key Stage 1 arithmetic assessments. Some questions might require the use of a pencil and some paper to carry out written calculation
Play Now!

Divide by 2 Game with Flash Cards



Practise dividing by 2 using this fun and interactive Divide by 2 Game. Type your answer to each question into the box provided and press check. Will you get them all correct?
Play Now!

Year 2 Apostrophes



Year 2 Apostrophes activity checks pupils' understanding of recognising and using contractions.
Play Now!

Twinkl - <https://www.twinkl.co.uk>



This website is fantastic for resources linked to all subject areas. Sign up for free for one month with the code- UKTWINKLHELPS

BBC Bitesize - <https://www.bbc.co.uk/bitesize>

BBC

Bitesize

This is a fantastic resource that allows children to engage in learning across a range of different curriculum areas.

Learn & revise >

Primary

Age 3 to 11

Go to Primary >

Phonics bloom - <https://www.phonicsbloom.com/>




This is a fantastic website full of amazing online resources for phonics. You can sign up for free to access these resources.

Reading Eggs - <https://readingeggs.co.uk/>


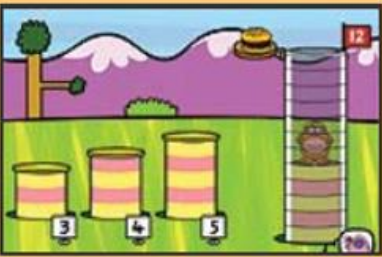




This wonderful reading website is doing a 30 day free trial for parents.



Busy Things – <https://www.busythings.co.uk/>

This is a fantastic website full of fun activities to support phonics, maths and Knowledge of the World. This is the programme we use at school and the children absolutely love it! They are currently offering one month membership for £1 – To sign up enter the code HOME1FOR1 at the checkout. Below is an example of some of the activities they offer:-

	<h3>The Gingerbread Man: Sequencing</h3> <p>Sequence pictures from the story.</p>
	<h3>Number jump</h3> <p>Add and subtract to get the right total.</p>
	<h3>The gardener</h3> <p>Water the flowers to make them grow!</p>
	<h3>Sound bites</h3> <p>Match the blended sounds to the word.</p>

ABC Does - <https://abcdoes.com/home-learning/>

This is a free website with lots of practical fun activities to try at home such as making playdough, art and craft ideas. New ideas are added daily.




 <p>No Cook Play dough</p>	<p>You will need:</p> <ul style="list-style-type: none">- 2 cups of plain flour- Few drops of food colouring- 2 lbs vegetable oil- 1/2 cup of salt- 2 cups of boiling water	<p>What to do:</p> <ul style="list-style-type: none">- Mix the flour, salt, oil and food colouring in a bowl.- Slowly add the boiling water.- Stir as you add the water (you may not need it all!).- Allow to cool and then knead and play.
---	--	---

WhiteRose Maths - <https://whiterosemaths.com/homelearning/>

This is a free website with weekly topics to support your child with their maths at home. Each week new activities are added which are practical and fun for your child to complete. They are linked to stories which can be listened to or accessed via youtube.


Starting with a Story Reception




Making Maps

In the story the two baddies make a map of the farmyard in a cunning plan to steal the cow. (Even though it doesn't go well!)

Have a go at making a map of the farm like the baddies using positional language!



Starting with a Story Reception



Talking Together

Find something to write a plan on, paper or an old bit of wallpaper.

Even baking paper in a roll!

Use the plan in the book or the front pages to make your own map. Talk about what is next to each of the buildings as you make it. Then talk about planning how to get the cow making turns, next to, over, under and beside.

